

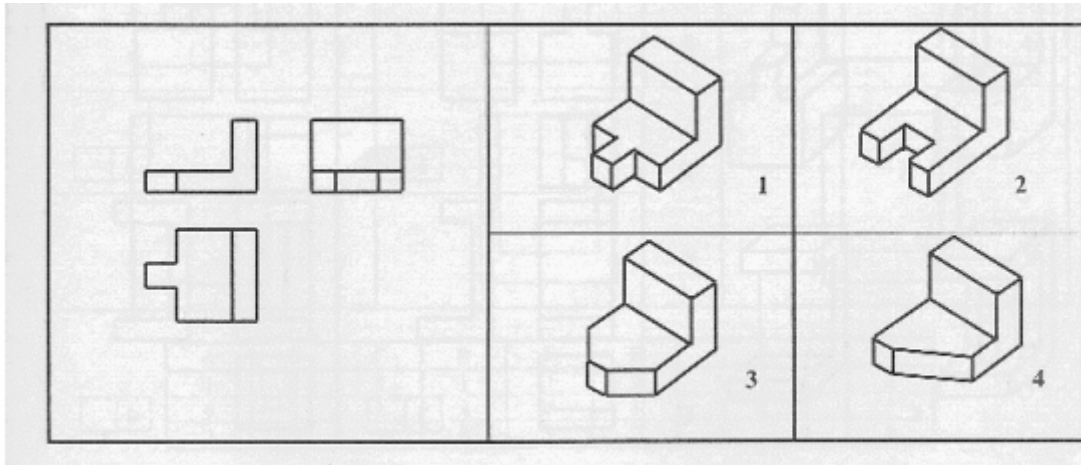
### TEST NR. 1

- Studiați obiectele din stânga , desenate în perspectivă și notate cu cifre 1-4 .
- Comparați cu desenele din dreapta , reprezentate în proiecție ortogonală ( a. vederi din față , b . laterale , c. de sus ) .
- Completați în fiecare casuță un număr care reprezintă vederea corespunzătoare a obiectului din stânga .

1		<b>Vedere din față</b>				
					<input type="checkbox"/>	<b>a</b>
	<input type="checkbox"/>	<input type="checkbox"/>	<input type="checkbox"/>	<input type="checkbox"/>		
2		<b>Vedere laterală</b>				
					<input type="checkbox"/>	<b>b</b>
	<input type="checkbox"/>	<input type="checkbox"/>	<input type="checkbox"/>	<input type="checkbox"/>		
3		<b>Vedere de sus</b>				
					<input type="checkbox"/>	<b>c</b>
	<input type="checkbox"/>	<input type="checkbox"/>	<input type="checkbox"/>	<input type="checkbox"/>		
4						
	<input type="checkbox"/>	<input type="checkbox"/>	<input type="checkbox"/>	<input type="checkbox"/>		

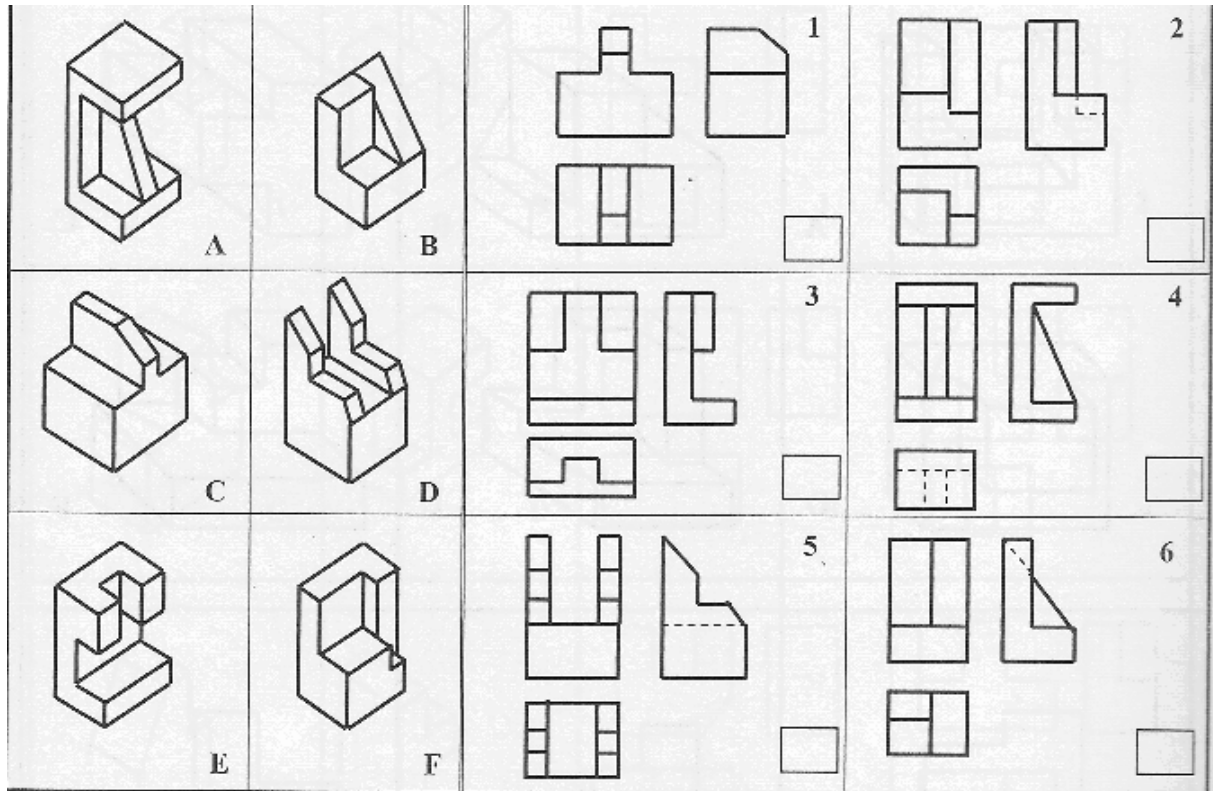
## TEST NR. 2

- Priviti cu atentie reprezentarea in vedere de mai jos .
- Descoperiti caruia dintre cele 4 corpuri îi corespunde .
- Bifati numarul corespunzator variantei corecte .



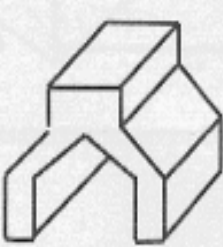
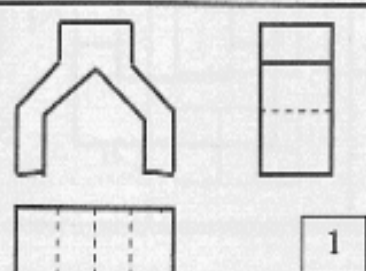
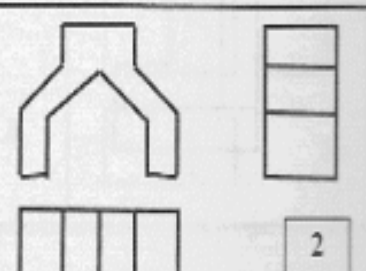
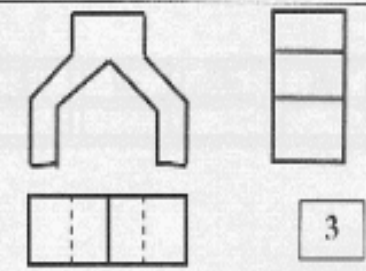
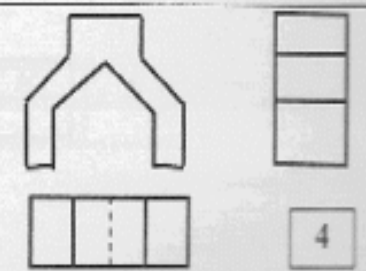
### TEST NR. 3

- Priviti reprezentarile in perspectiva notate de la A la F .
- Gasiti corespondenta dintre reprezentarile in perspectiva si cele ortogonale .
- Completati litera corespunzatoare in casutele libere .
- Desenati una dintre reprezentarile ortogonale , la alegere .



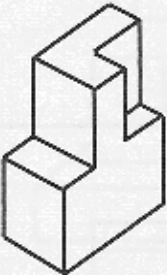

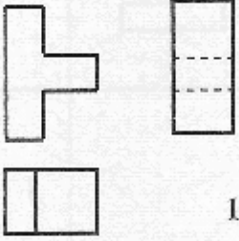
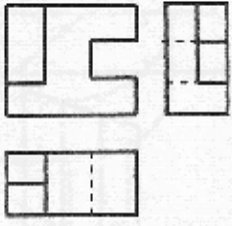
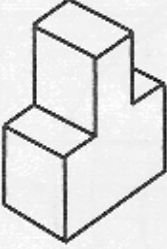

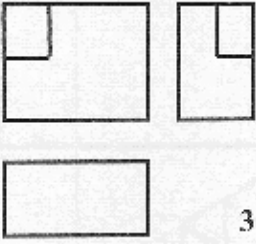
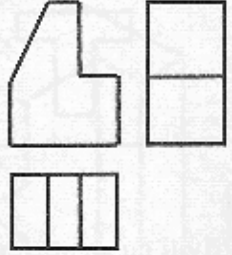


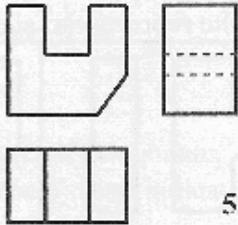
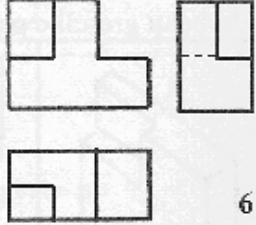


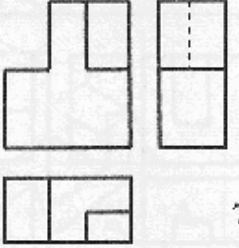
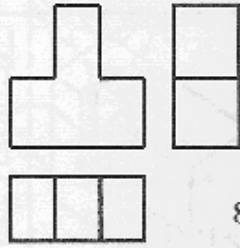
**TEST NR. 4**

- Studiați obiectul din stânga .
- Alegeți reprezentarea în proiecție ortogonală corectă .
- Marcați cifra corespunzătoare în casuta liberă.

  RĂSPUNS: <input type="checkbox"/>	 1	 2
	 3	 4


**TEST NR. 5**

- Descoperiti corespondenta dintre reprezentarile in perspectiva ( A- H ) si cele plane ( 1-8 ).
- Completati tabelul.

 <p>A</p>	 <p>B</p>	 <p>1</p>	 <p>2</p>																				
 <p>C</p>	 <p>D</p>	 <p>3</p>	 <p>4</p>																				
 <p>E</p>	 <p>F</p>	 <p>5</p>	 <p>6</p>																				
 <p>G</p>	 <p>H</p>	 <p>7</p>	 <p>8</p>																				
<table border="1" style="width: 100%; border-collapse: collapse; text-align: center;"> <thead> <tr> <th style="width: 12.5%;">A</th> <th style="width: 12.5%;">B</th> <th style="width: 12.5%;">C</th> <th style="width: 12.5%;">D</th> <th style="width: 12.5%;">E</th> <th style="width: 12.5%;">F</th> <th style="width: 12.5%;">G</th> <th style="width: 12.5%;">H</th> </tr> </thead> <tbody> <tr> <td style="height: 20px;"> </td> <td> </td> <td> </td> <td> </td> <td> </td> <td> </td> <td> </td> <td> </td> </tr> </tbody> </table>								A	B	C	D	E	F	G	H								
A	B	C	D	E	F	G	H																

**TEST NR. 6**

- Priviti in directia sagetii .
- Gasiti vederea corespunzatoare .
- Hasurati casutele care reprezinta raspunsul corect .



A	B	C	D	E	F	G	H	I	J	K	L
1	1	7	11	7	7	8	12	9	8	8	5
6	12	3	2	3	12	10	4	5	6	5	10
3	3	1	8	12	5	2	7	4	2	10	4

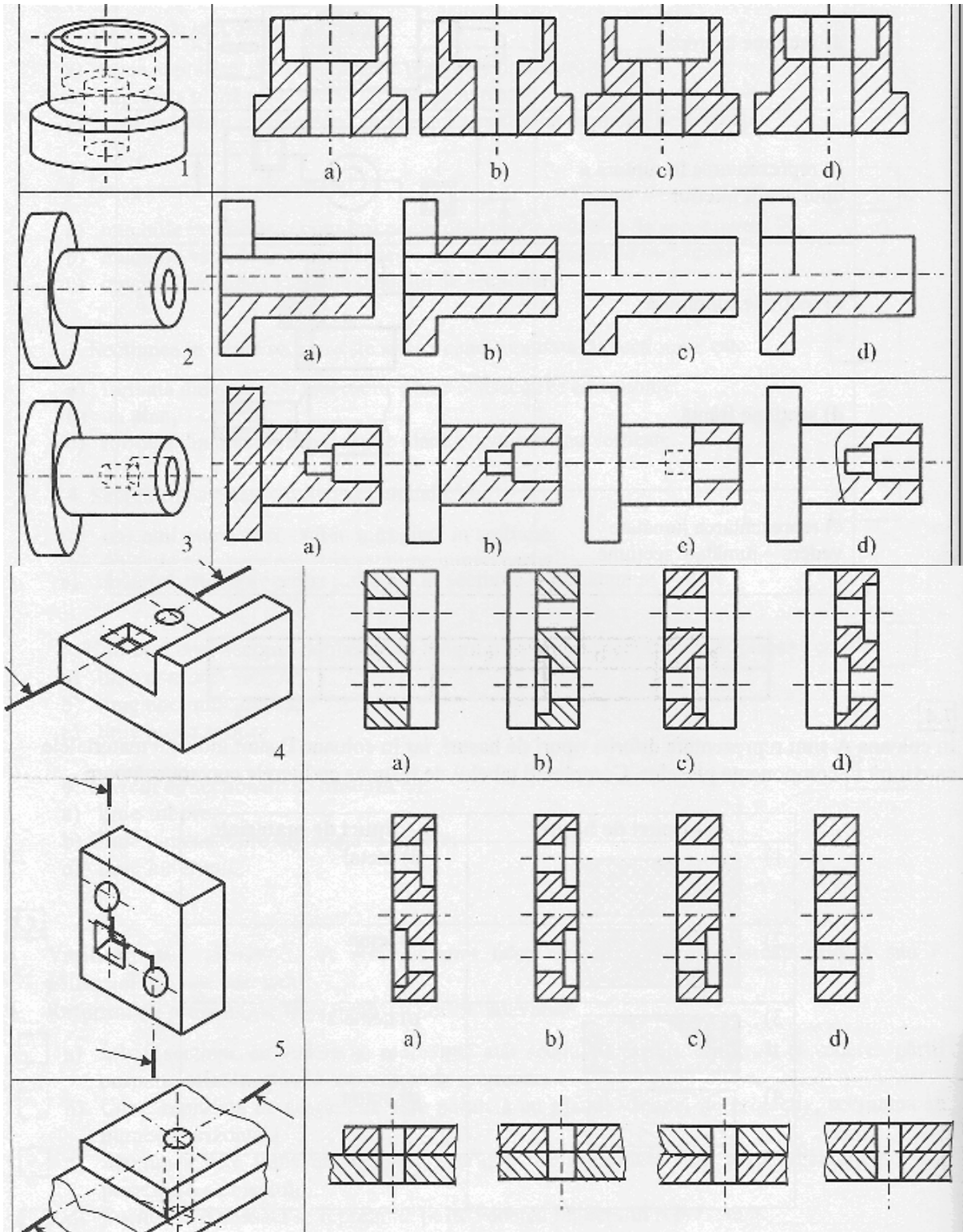
**TEST NR. 7**

- Analizati vederile frontale A- H .
- Descoperiti sectiunile verticale sau laterale corespunzatoare acestor vederi .
- Incercuiți in tabel raspunsul corect .
- Reprezentati inepura cele opt corpuri si marcati traseele de sectionare .

A	B	C	D	E	F	G	H
7	1	2	1	6	5	8	6
6	4	4	2	5	4	5	8
4	2	1	8	3	2	6	3

### TEST NR. 8

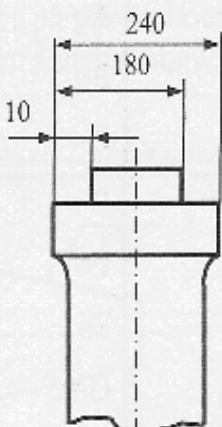
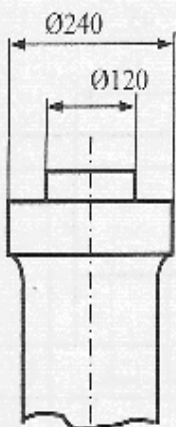
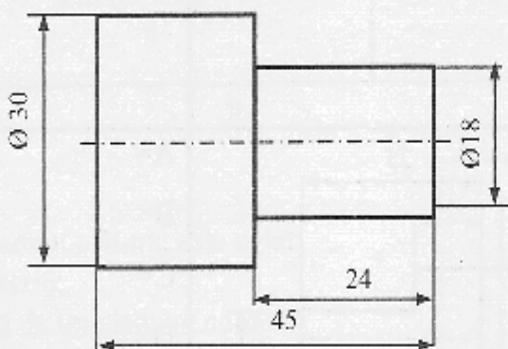
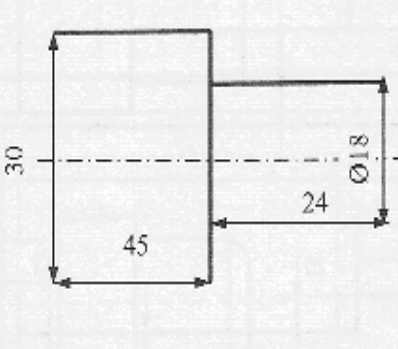
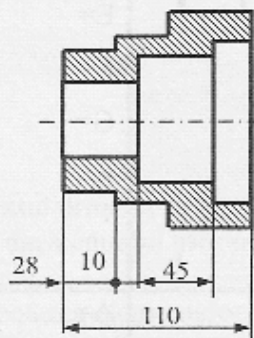
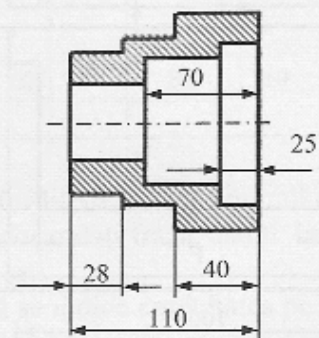
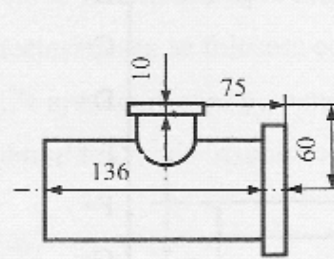
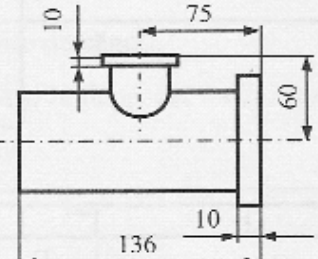
- Priviti reprezentarile axonometrice de pe coloana din stânga .
- Identificati sectiunea corecta si incercuiti litera corespunzatoare .

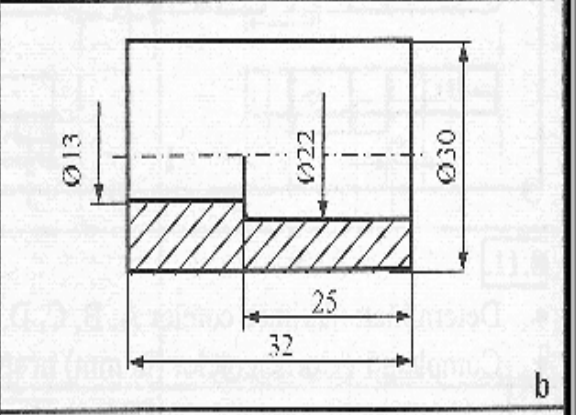
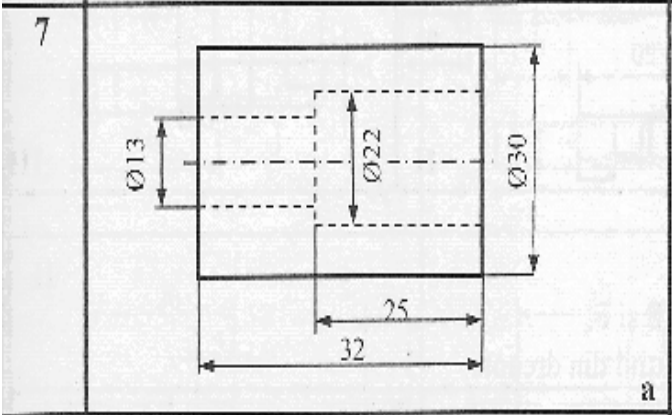
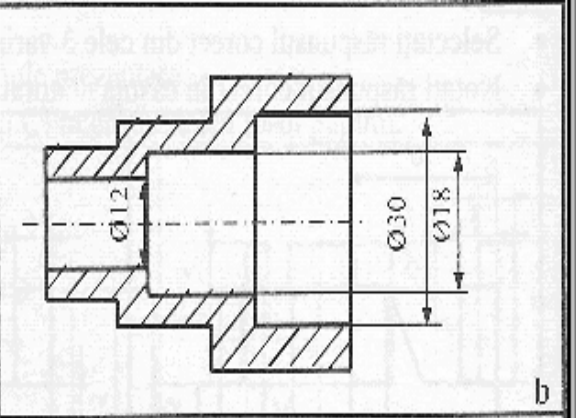
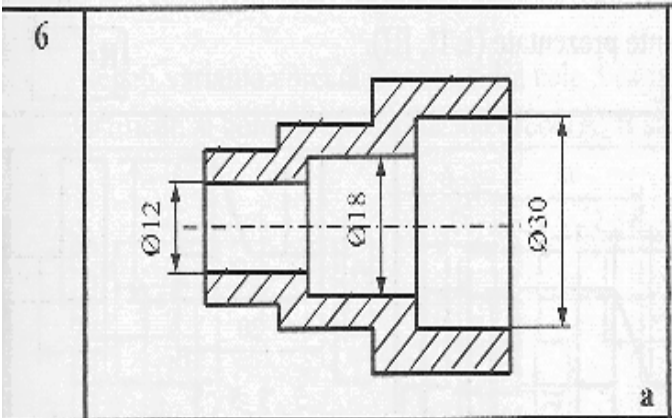
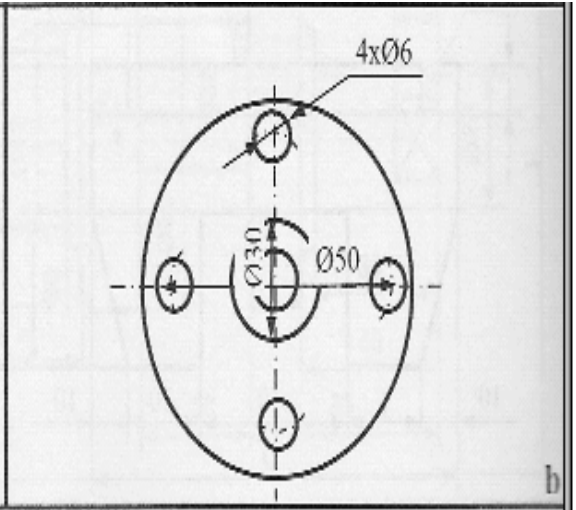
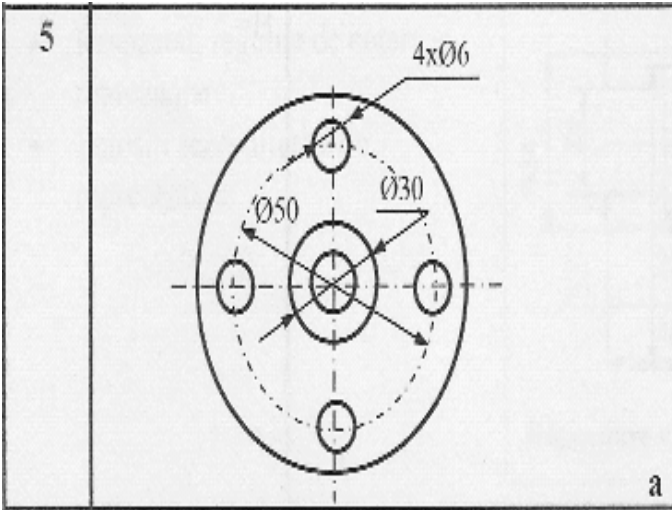




### TEST NR.9

- Una din cele doua variante de cotare este corecta .
- Bifati varianta corecta in tabelul de raspuns .

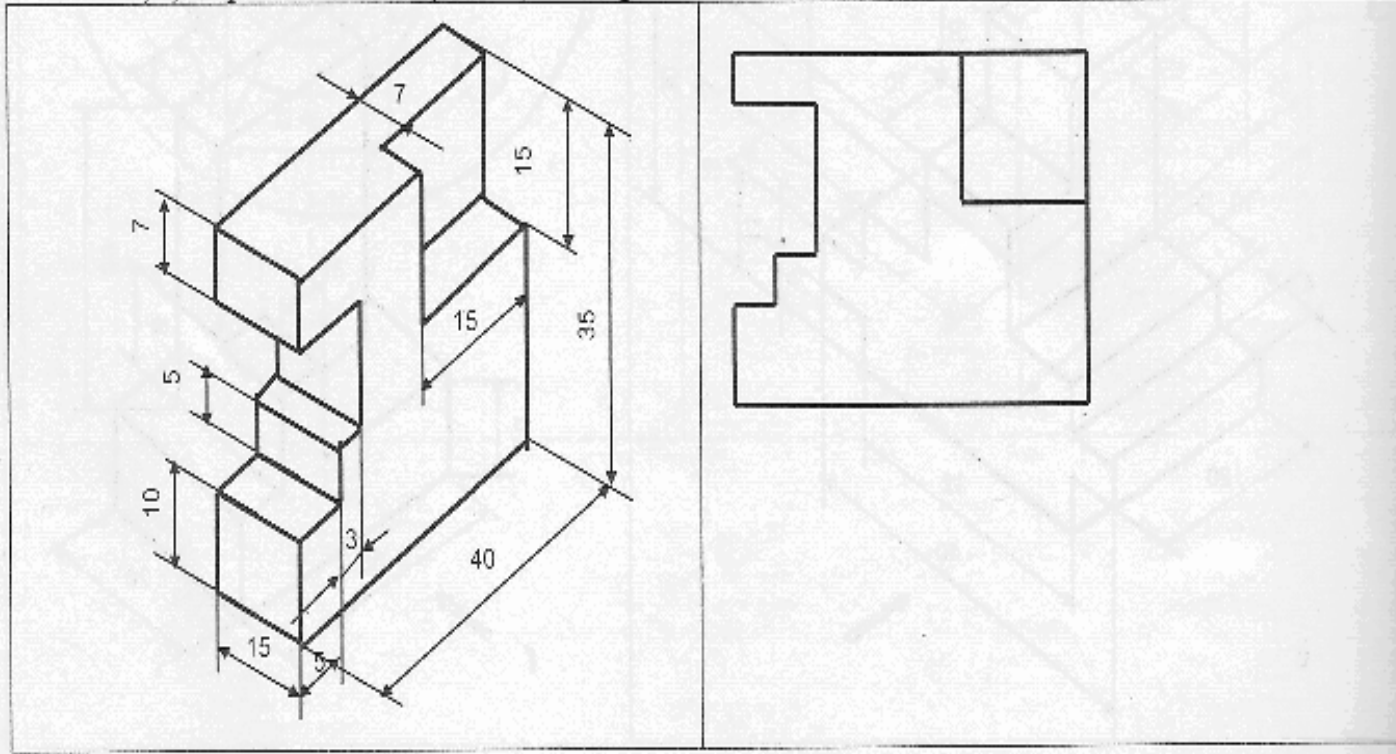
1			a	b
2			a	b
3			a	b
4			a	b





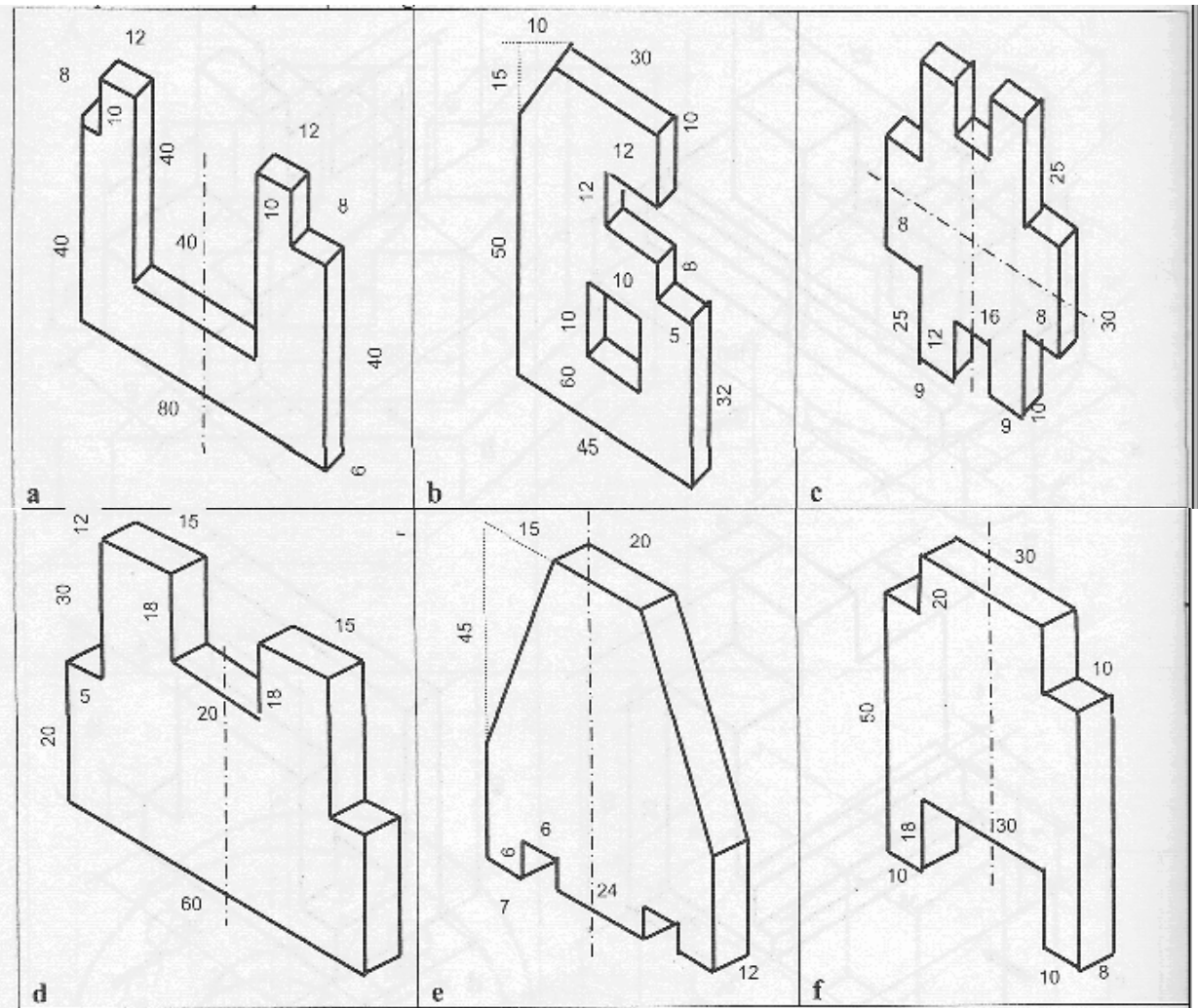
**TEST NR. 10**

- Completati cele doua vederi care lipsesc ( vederea laterala si vederea de sus ) .
- Cotati si reprezentarea in perspectiva .



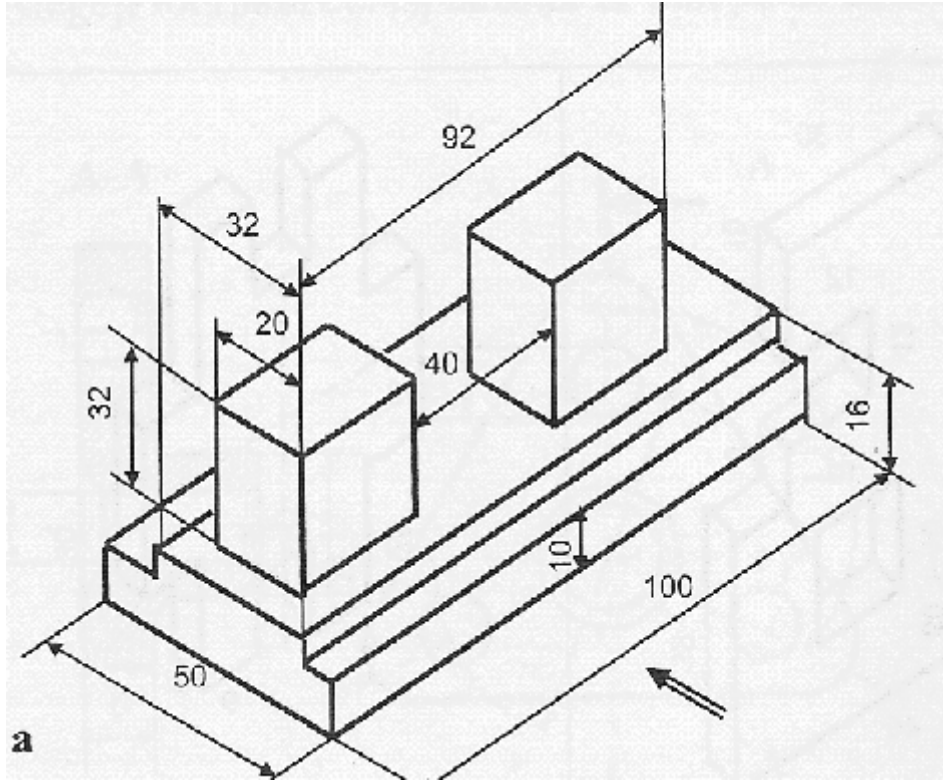
### TEST NR. 11

- Reprezentați în număr minim de proiecții ortogonale piesele următoare. Utilizați scara convenabilă.
- Trasați liniile de cota și cotele atât pe desenele reprezentate în perspectivă cât și pe cele reprezentate în proiecții ortogonale.



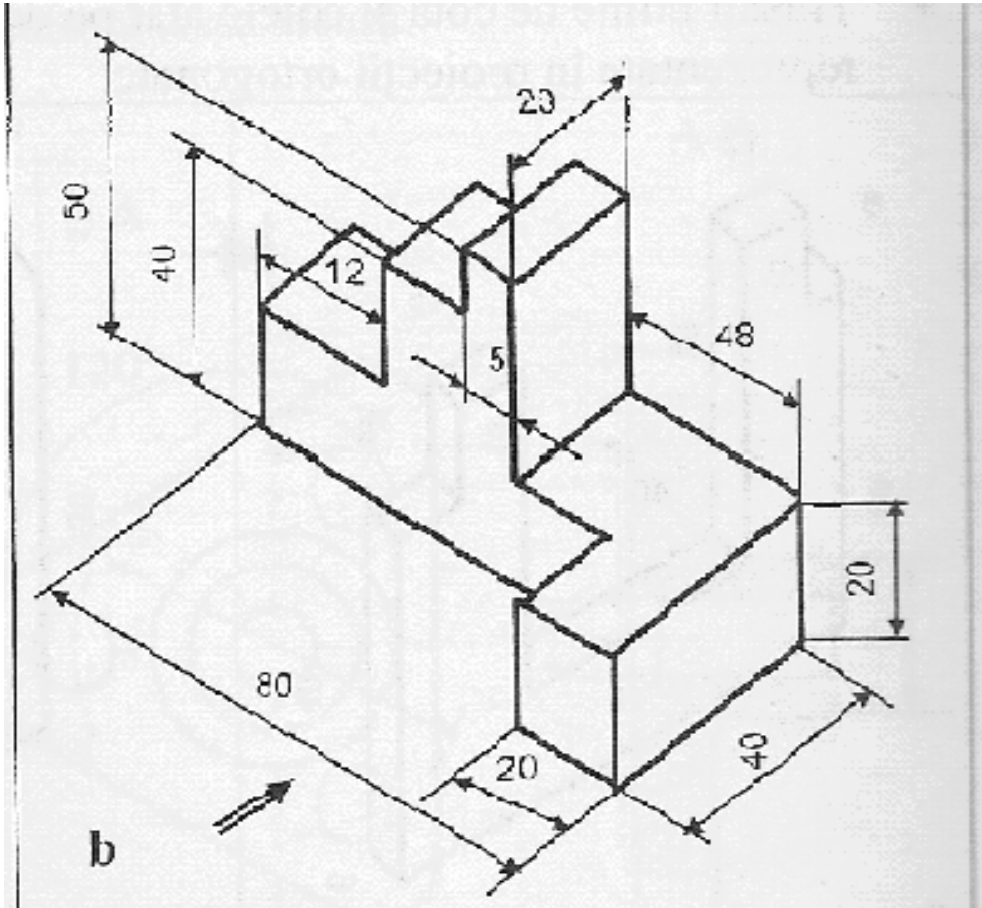
**TEST NR. 12**

Reprezentati la o scara convenabila in proiectie ortogona la urmatoarea piesa .  
Reprezentati in numar minim de proiectii necesare .



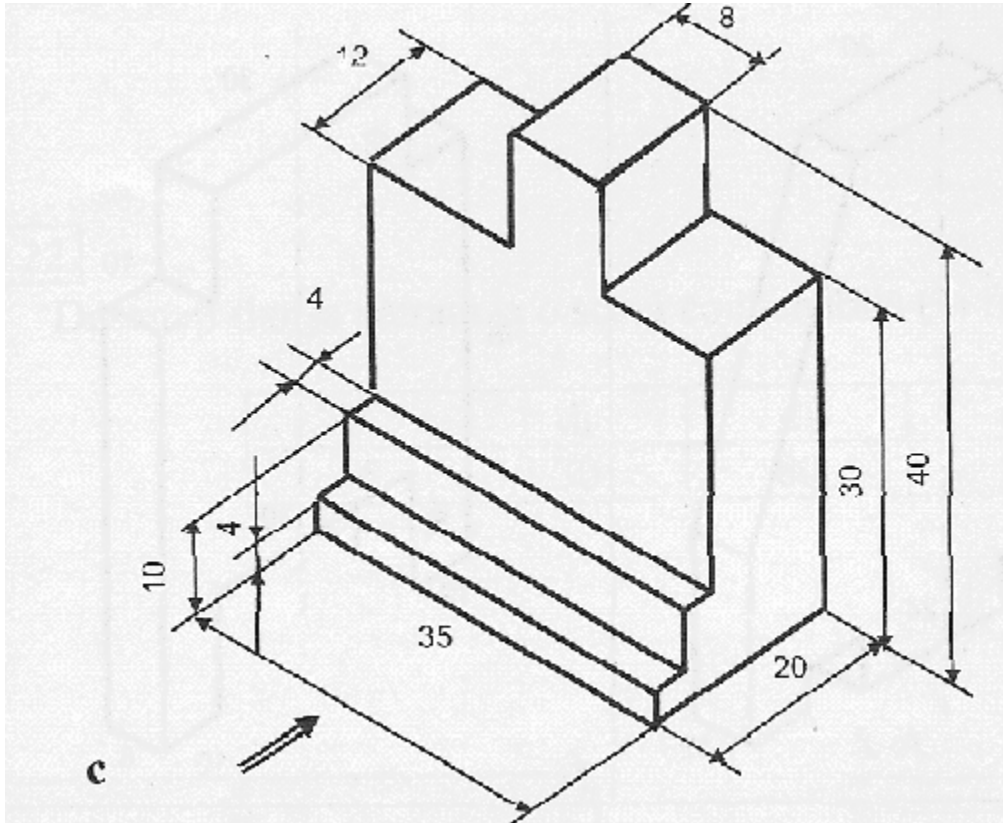
**TEST NR. 13**

Reprezentati la o scara convenabila in proiectie ortogona urmatoarea piesa .  
Reprezentati in numar minim de proiectii necesare .



**TEST NR. 14**

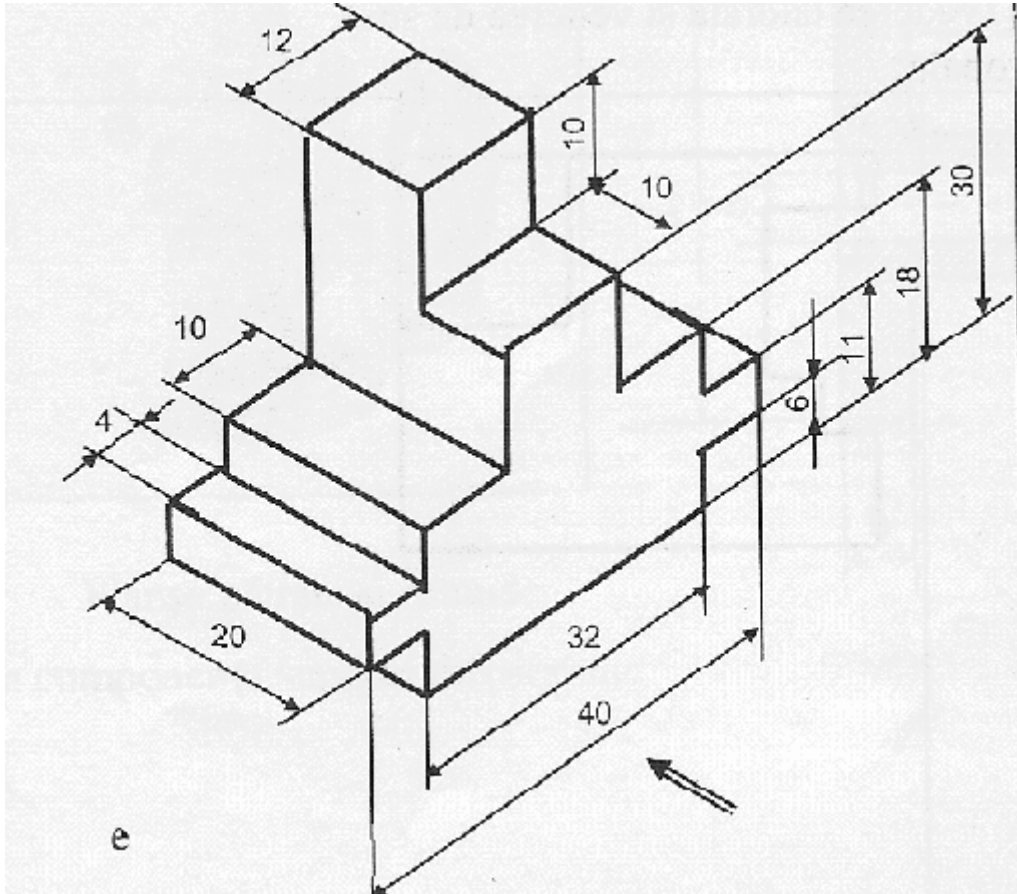
Reprezentati la o scara convenabila in proiectie ortogonala urmatoarea piesa .  
Reprezentati in numar minim de proiectii necesare .





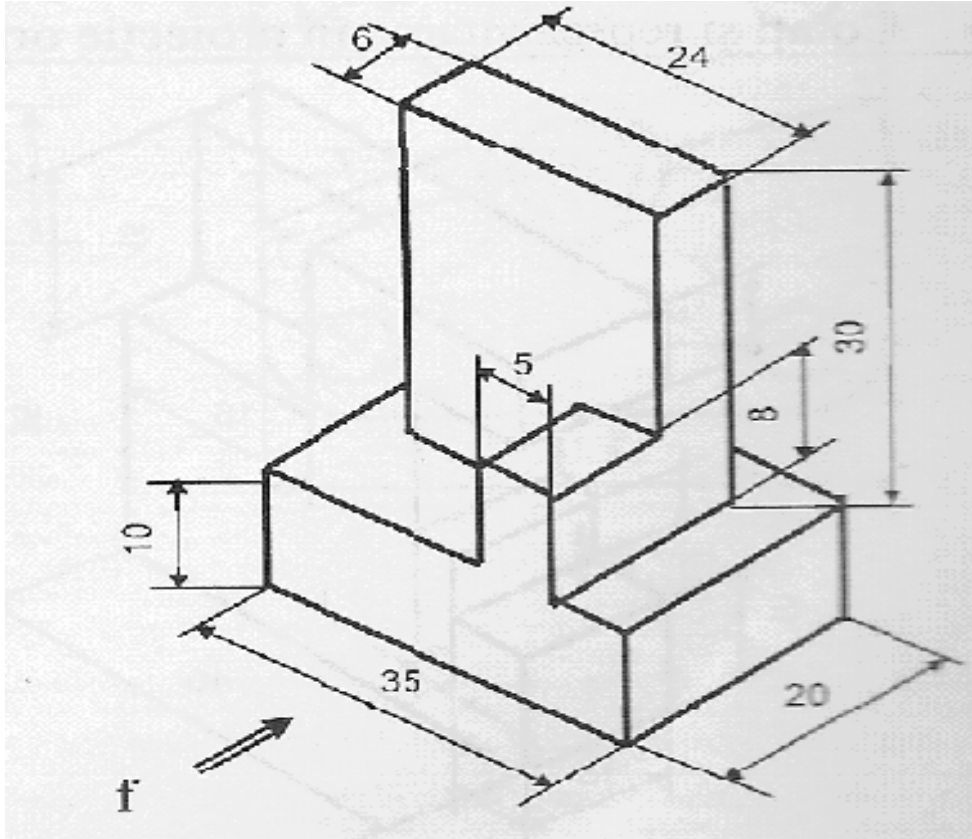
**TEST NR. 15**

Reprezentati la o scara convenabila in proiectie ortogonala urmatoarea piesa .  
Reprezentati in numar minim de proiectii necesare .



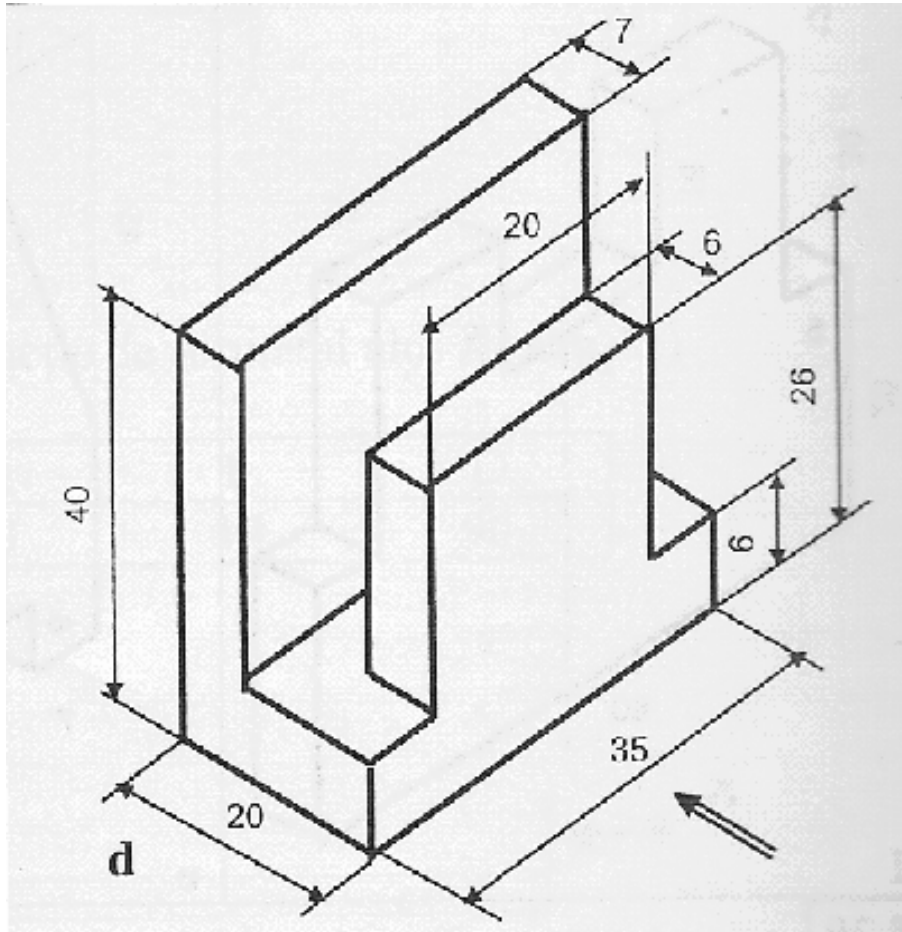
**TEST NR. 16**

Reprezentati la o scara convenabila in proiectie ortogona urmatoarea piesa .  
Reprezentati in numar minim de proiectii necesare .



**TEST NR. 17**

Reprezentati la o scara convenabila in proiectie ortogonala urmatoarea piesa .  
Reprezentati in numar minim de proiectii necesare .



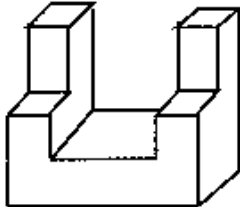
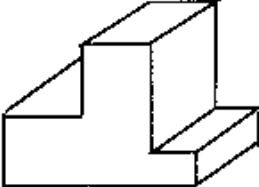
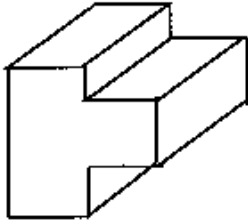
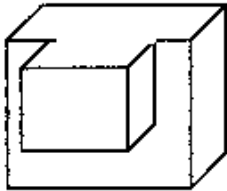
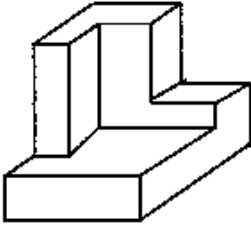
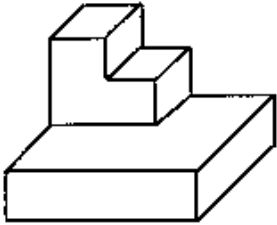
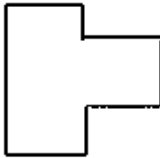
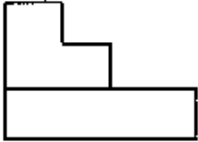
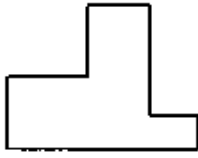
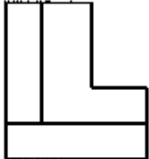
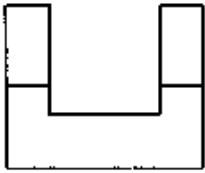
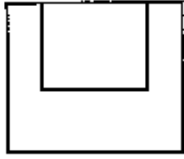
**TEST NR. 18**

- Stabiliți corespondența cotelor pe cele două tipuri de reprezentări .
- Determinați valorile A, B, C, D, E .

<p><b>I</b></p>		<p>A = B = C = D = E =</p>
<p><b>II</b></p>		<p>A = B = C = D = E =</p>
<p><b>III</b></p>		<p>A = B = C = D = E = F =</p>

**TEST NR. 19**

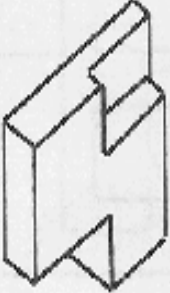
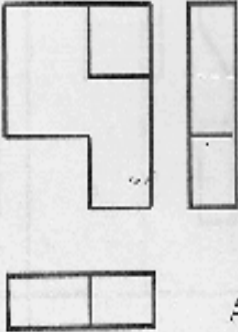
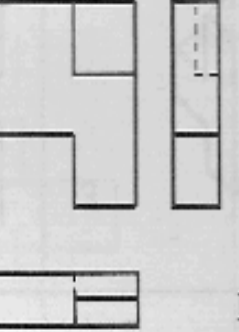
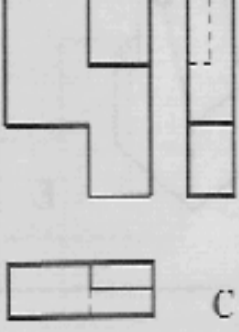
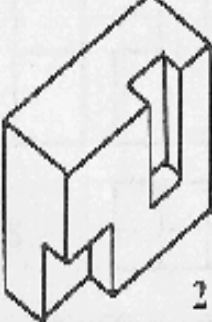
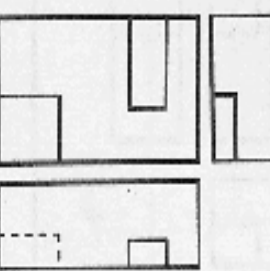
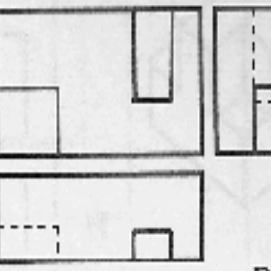
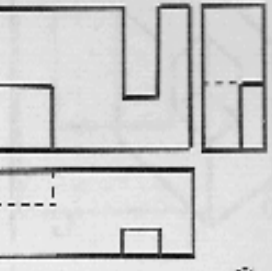

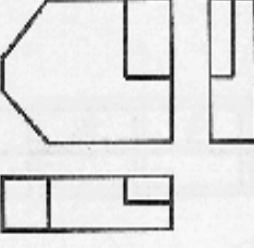
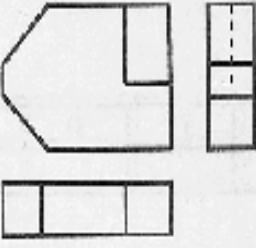
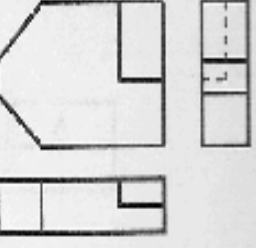
- Studiați obiectele .
- Alegeți proiecția ( 1- 6 ) corespunzătoare vederii din față a fiecărui obiect . Completați tabelul .
- Reprezentați în proiecție ortogonală în număr minim de vederi necesare , fiecare obiect .

A	B	C	D	E	F

**TEST NR. 20**

- Priviti cu atentie corpurile din stânga .
- Descoperiti care din cele trei proiectii ortogonale corespunzatoare este desenata corect si notati litera in casuta din dreapta .
- Indicati greselile pe celelalte reprezentari si corectati-le cu creion rosu .

 <p>1</p>	 <p>A</p>	 <p>B</p>	 <p>C</p>	1 <input type="checkbox"/>
 <p>2</p>	 <p>A</p>	 <p>B</p>	 <p>C</p>	2 <input type="checkbox"/>
 <p>3</p>	 <p>A</p>	 <p>B</p>	 <p>C</p>	3 <input type="checkbox"/>

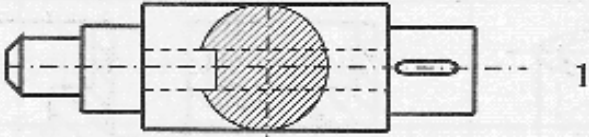
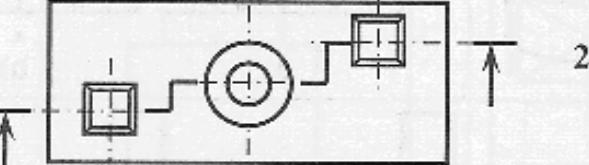
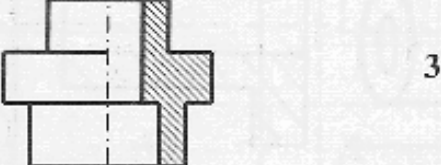
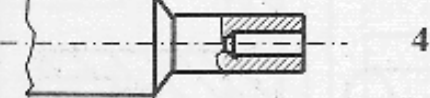
**TEST NR. 21**

- Completati valoarea cotelor A , B , C , D , E , F , G .
- Explicati modul de reprezentare .

		<p>A=</p> <p>B=</p> <p>C=</p> <p>D=</p> <p>E=</p> <p>F=</p> <p>G=</p>
		<p>A=</p> <p>B=</p> <p>C=</p> <p>D=</p> <p>E=</p> <p>F=</p> <p>G=</p>
		<p>A=</p> <p>B=</p> <p>C=</p> <p>D=</p> <p>E=</p> <p>F=</p> <p>G=</p> <p>H=</p>

**TEST NR. 22**

- Descoperiti corespondenta dintre notiunile si desenele din coloanele de mai jos .
- Completati tabelul de raspuns cu cifrele corespunzatoare .

a) secțiune în trepte	
b) reprezentarea în ruptură a unui profil interior	
c) secțiune suprapusă	
d) secțiune frântă	
e) reprezentarea jumătate vedere – jumătate secțiune	

a	b	c	d	e